

USB3.1-CM-BO-V1A

1. Description:

USB3.1-CM-BO-V1A is a simple USB3.1 Type C Male Plug breakout board. It brings all 24 pins of a USB3.1 Type C Male connector to screw terminal blocks and headers for easy testing, prototyping and breadboard connection. For breadboard connections, user can use the two 12pin headers on both sides of the breakout board to connect to the front end of the breadboard for a steady connection.

2. Features:

- All 24 pins of a USB3.1 Type C Male Plug brought out to headers and screw terminal blocks
- Various connecting method chosen by users.
- 0.9"(22.86mm)X1.2"(30.48mm) board dimensions

3. Parts:

- 1) 1pc X USB3.1-CM-BO-V1A PCB
- 2) 1pc X USB3.1 Type C Male Plug
- 3) 2pc X 12pin 0.1"(2.54mm) spacing terminal block
- 4) 1pc X 24pin 0.1"(2.54mm) header





Figure 1: Parts inside the kit
(Note: the module is not assembled, user can decide which connector to use on the module.)




Figure 2: Example of connecting the USB3.1-CM-BO-V1A stably on a breadboard




Figure 3: USB3.1-CM-BO-V1A with headers




Figure 4: USB3.1-CM-BO-V1A with terminal blocks




Figure 5: Solid Mounting on prototype PCB

Related products from eLabGuy:



USB3.1-CM-BO-V1AS